

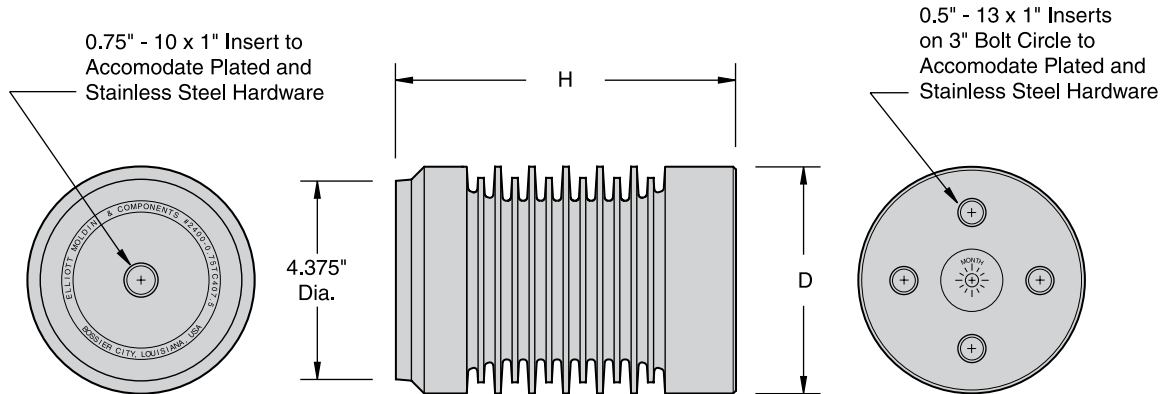


Apparatus Insulators

Indoor - Outdoor
One 0.75" - 10 Insert and Four 0.5" - 13 Inserts

Descriptive
Bulletin
2400-030
Page 1 2009

Extra Heavy Duty



ELRIM Cycloaliphatic Epoxy Provides:

- Nontracking, self-scouring, nonweathering performance
- Superior dielectric strength, dielectric loss and power factor
- Choice of shapes allows design innovation
- Mechanical and thermal toughness
- Shatter-free arc flashover performance
- Oil resistant

Elliott Design Provides:

- Cast-in-place inserts without metal end caps
- Contamination resistant Elliott square-edge skirts
- Generous dry arcing (strike) distance
- Increased leakage distance to resist contamination
- Thermal cycling withstand from +200° F to -200° F
- High strength - field proven performance
- Experience with cycloaliphatic epoxy since 1975

The extra-heavy-duty apparatus insulator provides one 0.75" - 10 insert in the top center and four 0.5" - 13 inserts on a 3-inch bolt circle in the bottom. The insulator may be used as a replacement for porcelain and non-porcelain insulators. This unusually compact design may be mounted in any position. The unique Elliott square-edge skirt design provides unusually high performance in contaminated conditions - wet or dry. High cantilever strength and the other superior qualities of cycloaliphatic epoxy make this insulator a high-performance component.

Ratings and Dimensions of Extra-Heavy-Duty Apparatus Insulators

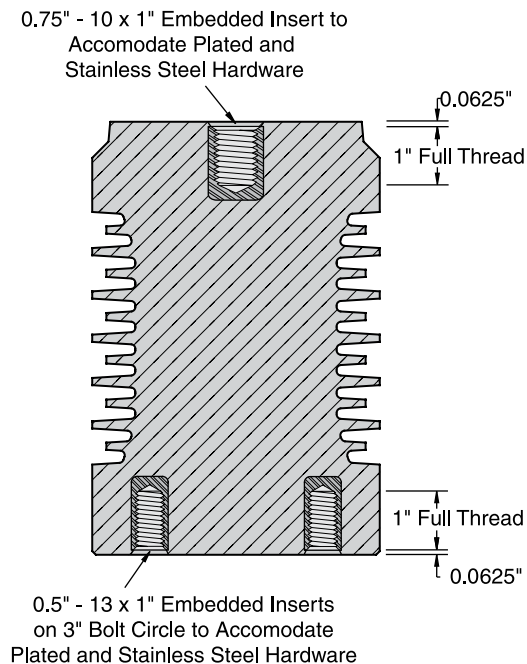
Catalog Number	Nominal Voltage kV	Withstand Test Voltage Kilovolts			Height Inches	D Diameter Inches	Minimum Leakage Inches	Minimum Strike Inches
		Impulse 1.2 x 50	One Min. Dry.	10 Sec. Dew				
2400-0.75TC406	15	95	50	30	6	5	14	6
2400-0.75TC407.5	25	125	60	45	7.5	5	20	7.5
2400-0.75TC408.5	25	125	70	50	8.5	5	20.75	8.5
2400-0.75TC410	35	150	80	60	10	5	29	10
2400-0.75TC414	35	200	95	80	14	5.25	44.5	14
2400-0.75TC418	46	250	120	100	18	6	60	18



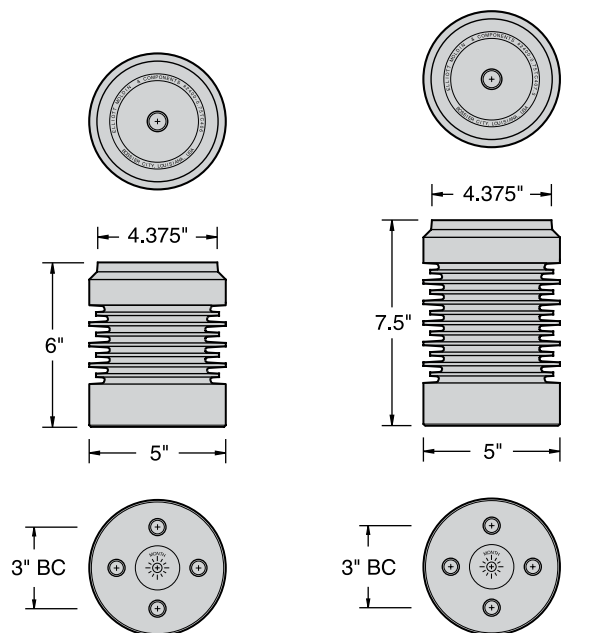
Apparatus Insulators

Indoor - Outdoor
One 0.75" - 10 Insert and Four 0.5" - 13 Inserts

Descriptive
Bulletin
2400-030
Page 2 2009



Typical Construction



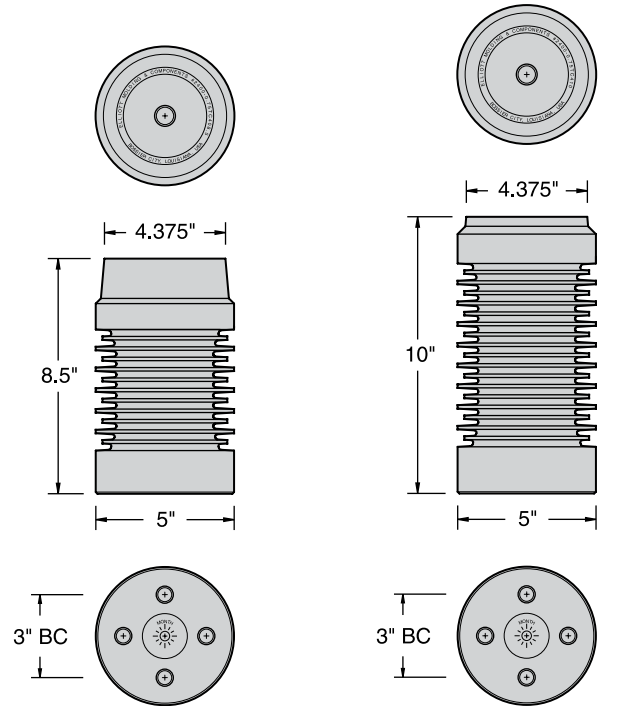
#2400-0.75TC406

#2400-0.75TC407.5

Catalog Number	2400-0.75TC406	2400-0.75TC407.5
Electrical Rating, kV		
Nominal Voltage	15	25
BIL	95	125
A.C. Withstand - 1 Min. Dry	50	60
A.C. Withstand - 10 Sec. Dew	30	45
Height of Insulator, Inches	6	7.5
Leakage Distance, Inches	14	20
Dry Arcing Distance, Inches	6	7.5
Mechanical-Strength Rating, Pounds		
Cantilever, Ultimate 2.5 inches above top*	3,000	3,000
Tensile, Pounds	10,000	10,000
Torsion, Inch-Pounds	8,000	8,000
Compression, Pounds	20,000	20,000
Insert Thread Size (Top / Bottom)	0.75" - 10 / 0.5" - 13	0.75" - 10 / 0.5" - 13
Net Weight, Pounds (kg)	6.42 (2.91)	7.57 (3.43)

* To attain their rated cantilever strengths, insulators must be mounted on a flat surface that is at least as wide as the diameter of the base of the insulator. Furthermore, the mounting surface must be free of protrusions, such as lumps from galvanizing, to prevent cracking of the insulator when mounting bolts are tightened.

Apparatus Insulators
Indoor - Outdoor
One 0.75" - 10 Insert and Four 0.5" - 13 Inserts



#2400-0.75TC408.5

#2400-0.75TC410

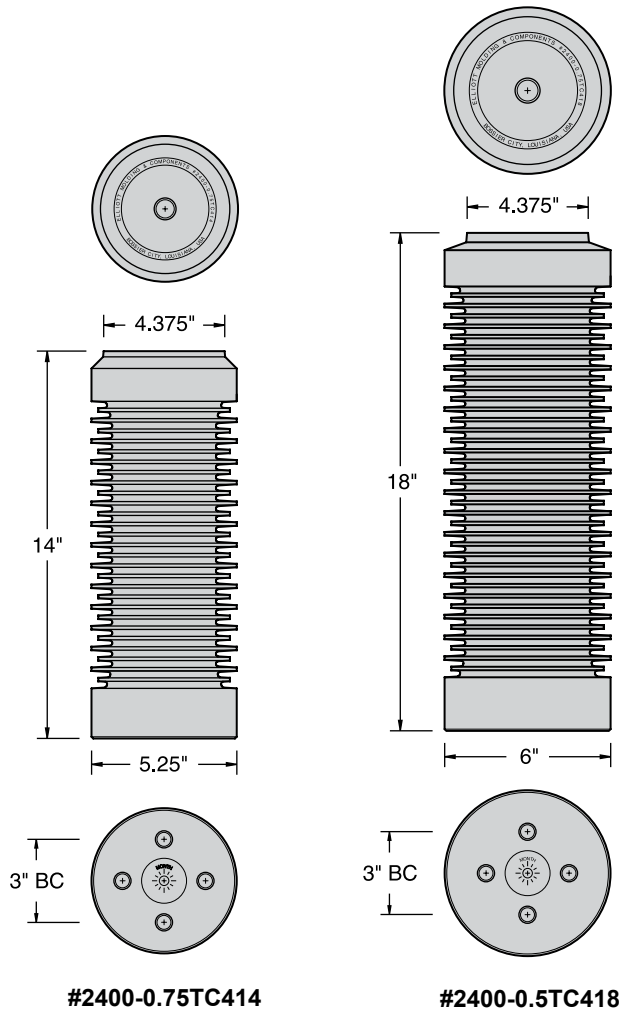
Catalog Number	2400-0.75TC408.5	2400-0.75TC410
Electrical Rating, kV		
Nominal Voltage	25	35
BIL	125	150
A.C. Withstand - 1 Min. Dry	70	80
A.C. Withstand - 10 Sec. Dew	50	60
Height of Insulators, Inches	8.5	10
Leakage Distance, Inches	20.75	29
Dry Arcing Distance, Inches	8.5	10
Mechanical-Strength Rating, Pounds		
Cantilever, Ultimate 2.5 inches above top*	3,000	2,500
Tensile, Pounds	12,000	12,000
Torsion, Inch-Pounds	10,000	10,000
Compression, Pounds	20,000	20,000
Insert Thread Size (Top / Bottom)	0.75" - 10 / 0.5" - 13	0.75" - 10 / 0.5" - 13
Net Weight, Pounds (kg)	8.79 (3.99)	9.49 (4.30)



Apparatus Insulators

Indoor - Outdoor
One 0.75" - 10 Insert and Four 0.5" - 13 Inserts

Descriptive
Bulletin
2400-030
Page 4 2009



Catalog Number	2400-0.75TC414	2400-0.5TC418
Electrical Rating, kV		
Nominal Voltage	35	46
BIL	200	250
A.C. Withstand - 1 Min. Dry	95	120
A.C. Withstand - 10 Sec. Dew	80	100
Height of Insulator, Inches	14	18
Leakage Distance, Inches	44.5	60
Dry Arcing Distance, Inches	14	18
Mechanical-Strength Rating, Pounds		
Cantilever, Ultimate 2.5 inches above top*	2,000	2,000
Tensile, Pounds	12,000	14,000
Torsion, Inch-Pounds	10,000	12,000
Compression, Pounds	20,000	20,000
Insert Thread Size (Top / Bottom)	0.75" - 10 / 0.5" - 13	0.75" - 10 / 0.5" - 13
Net Weight, Pounds (kg)	13.80 (6.26)	22.30 (10.12)