



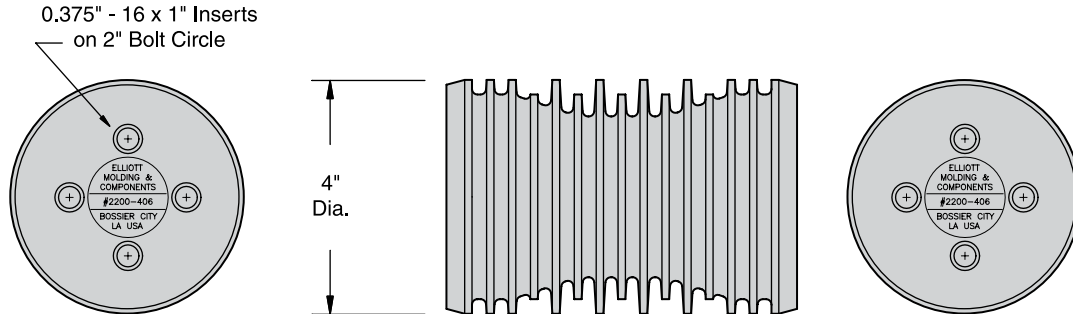
Apparatus Insulators

Indoor - Outdoor
Four Bolt Series 0.375" - 16 Inserts

Descriptive
Bulletin
2200-001
Page 1 2008

Heavy Duty

See Bulletin 2111-001 for Standard Duty



ELRIM Cycloaliphatic Epoxy Provides:

- Nontracking, self-scouring, nonweathering performance
- Superior dielectric strength, dielectric loss and power factor
- Choice of shapes allows design innovation
- Mechanical and thermal toughness
- Shatter-free arc flashover performance
- Oil resistant

Elliott Design Provides:

- Cast-in-place inserts without metal end caps
- Contamination resistant Elliott square-edge skirts
- Generous dry arcing (strike) distance
- Increased leakage distance to resist contamination
- Thermal cycling withstand from +200° F to -200° F
- High strength - field proven performance
- Experience with cycloaliphatic epoxy since 1975

The heavy-duty four bolt apparatus insulator provides a 2-inch bolt circle and may be used as a direct replacement for porcelain and non-porcelain insulators. This unusually compact design may be mounted in any position. The unique Elliott square-edge skirt design provides unusually high performance in contaminated conditions - wet or dry. High cantilever strength and the other superior qualities of cycloaliphatic epoxy make this insulator a high-performance component.

Ratings and Dimensions of Apparatus Insulators

Catalog Number	S&C Replacement	Nominal Voltage kV	Withstand Test Voltage Kilovolts			Height Inches	Minimum Leakage Inches	Minimum Strike Inches
			Impulse 1.2 x 50	One Min. Dry.	10 Sec. Dew			
2200-406	--	15	95	50	30	6	14	6
2200-407.5	--	25	125	60	40	7.5	15.5	7.5
2200-408.5	--	25	125	60	40	8.5	16.5	8.5
2200-410	PA-7205	35	150	70	60	10	26.5	10
2200-412.5	--	35	200	80	70	12.5	29	12.5

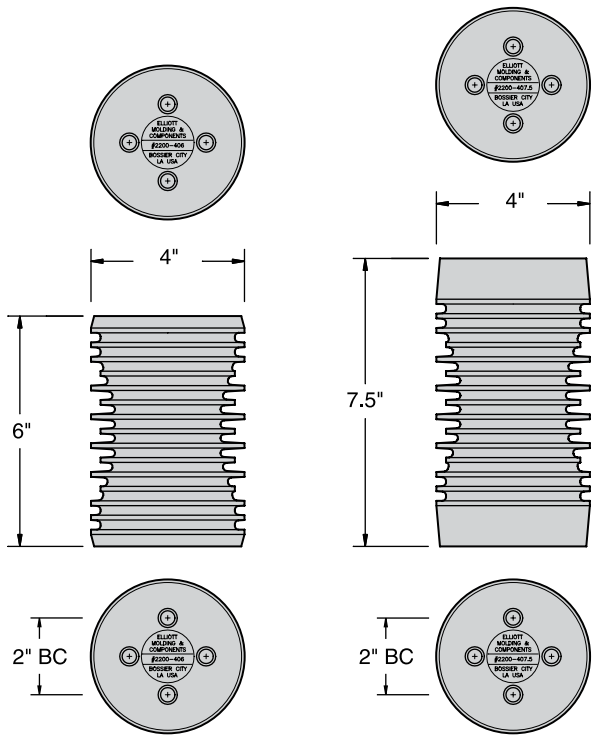
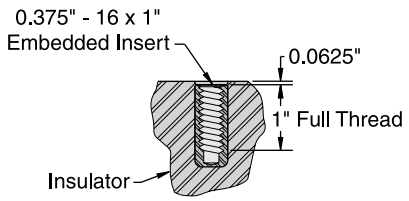
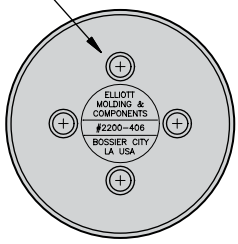


Apparatus Insulators

Indoor - Outdoor
Four Bolt Series 0.375" - 16 Inserts

Descriptive
Bulletin
2200-001
Page 2 2008

0.375" - 16 x 1" Inserts
on 2" Bolt Circle



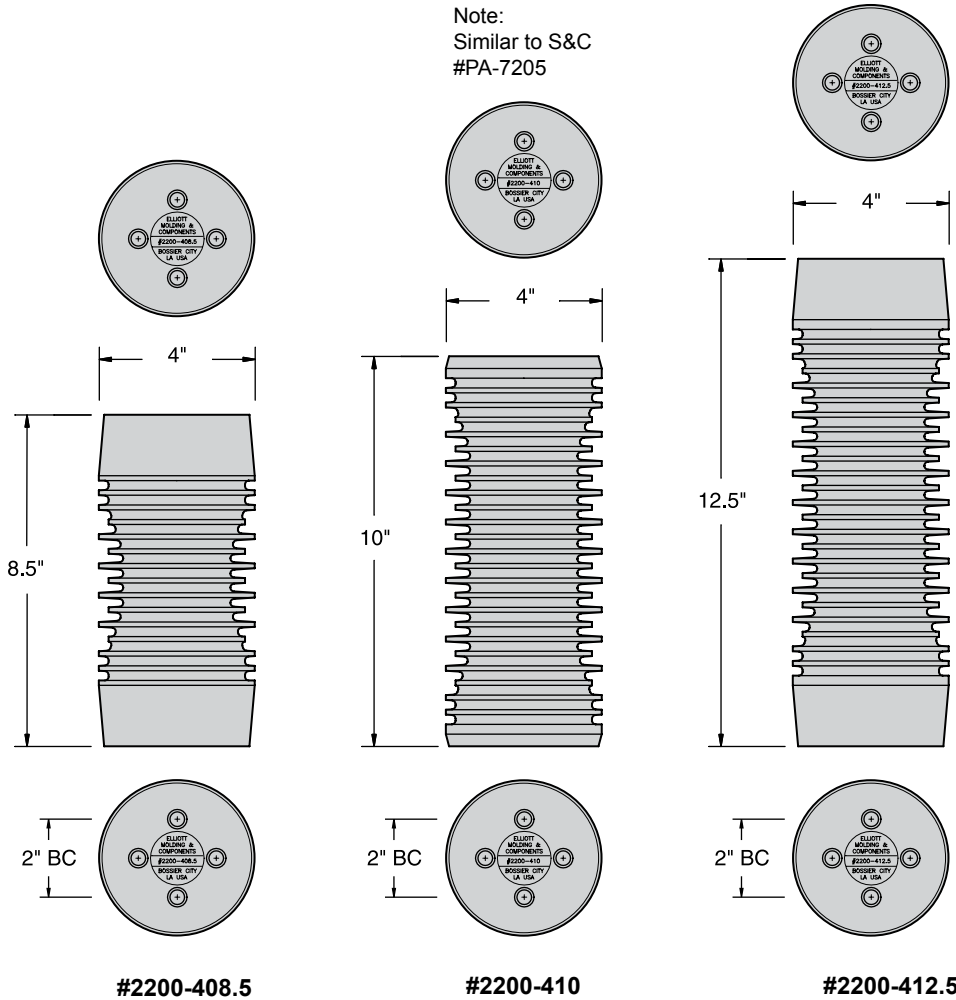
#2200-406

#2200-407.5

Catalog Number	2200-406	2200-407.5
Electrical Rating, kV		
Nominal Voltage	15	25
BIL	95	125
A.C. Withstand - 1 Min. Dry	50	60
A.C. Withstand - 10 Sec. Dew	30	40
Leakage Distance, Inches	14	15.5
Dry Arcing Distance, Inches	6	7.5
Mechanical-Strength Rating, Pounds		
Cantilever, Ultimate 2.5 inches above top*	1,600	1,400
Tensile, Pounds	5,000	5,000
Torsion, Inch-Pounds	3,600	3,600
Compression, Pounds	20,000	20,000
Insert Thread Size	0.375" - 16	0.375" - 16
Net Weight, Pounds (kg)	3.8 (1.7)	4.5 (2.0)

* To attain their rated cantilever strengths, insulators must be mounted on a flat surface that is at least as wide as the diameter of the base of the insulator. Furthermore, the mounting surface must be free of protrusions, such as lumps from galvanizing, to prevent cracking of the insulator when mounting bolts are tightened.

Note:
Similar to S&C
#PA-7205



#2200-408.5

#2200-410

#2200-412.5

Catalog Number	2200-408.5	2200-410	2200-412.5
Electrical Rating, kV			
Nominal Voltage	25	35	35
BIL	125	150	200
A.C. Withstand - 1 Min. Dry	60	70	80
A.C. Withstand - 10 Sec. Dew	40	60	70
Leakage Distance, Inches	16.5	26.5	29
Dry Arcing Distance, Inches	8.5	10	12.5
Mechanical-Strength Rating, Pounds			
Cantilever, Ultimate 2.5 inches above top*	1,000	1,000	500
Tensile, Pounds	5,000	5,000	5,000
Torsion, Inch-Pounds	3,600	3,600	3,600
Compression, Pounds	20,000	20,000	20,000
Insert Thread Size	0.375" - 16	0.375" - 16	0.375" - 16
Net Weight, Pounds (kg)	4.8 (2.2)	5.5 (2.5)	6.5 (3.0)



Apparatus Insulators
Indoor - Outdoor
Four Bolt Series 0.375" - 16 Inserts

Descriptive
Bulletin
2200-001
Page 4 2008

**If you do not find the design
you need**

PLEASE CONTACT

our REPRESENTATIVE or the FACTORY